

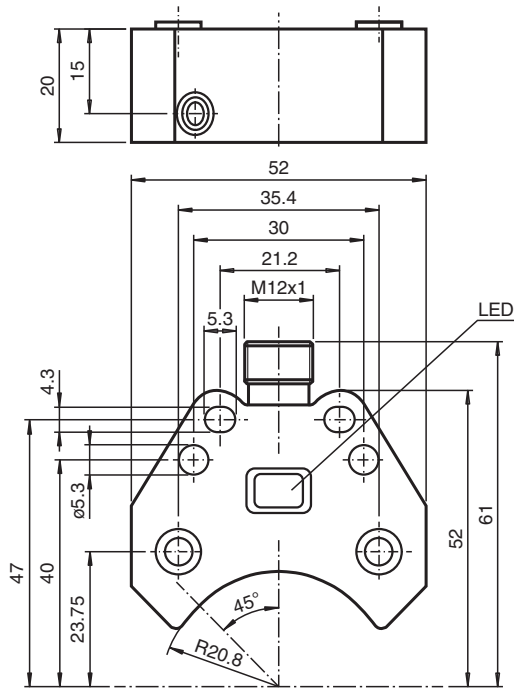


# Inductive sensor NBN3-F25R-E3-V1

- Direct mounting on standard actuators



## Dimensions



## Technical Data

### General specifications

Switching function		Normally closed (NC)
Output type		PNP
Rated operating distance	$s_n$	3 mm
Installation		flush mountable
Output polarity		DC
Assured operating distance	$s_a$	0 ... 2.43 mm
Reduction factor $r_{Al}$		0.5
Reduction factor $r_{Cu}$		0.4
Reduction factor $r_{304}$		1

Release date: 2022-06-21 | Date of issue: 2022-06-21 | Filename: 052985\_eng.pdf

Refer to "General Notes Relating to Pepperl+Fuchs Product Information".

Pepperl+Fuchs Group  
www.pepperl-fuchs.com

USA: +1 330 486 0001  
fa-info@us.pepperl-fuchs.com

Germany: +49 621 776 1111  
fa-info@de.pepperl-fuchs.com

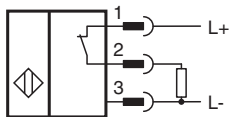
Singapore: +65 6779 9091  
fa-info@sg.pepperl-fuchs.com

**PF** PEPPERL+FUCHS

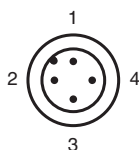
## Technical Data

Reduction factor $r_{S137}$		1.1
Output type		3-wire
<b>Nominal ratings</b>		
Operating voltage	$U_B$	10 ... 30 V
Switching frequency	$f$	0 ... 500 Hz
Hysteresis	$H$	typ. 5 %
Reverse polarity protection		all connections
Short-circuit protection		pulsing
Voltage drop	$U_d$	$\leq 3$ V
Operating current	$I_L$	0 ... 200 mA
Off-state current	$I_r$	0 ... 0.5 mA typ. 0.1 $\mu$ A at 25 °C
No-load supply current	$I_o$	$\leq 18$ mA
Time delay before availability	$t_v$	$\leq 500$ ms
Operating voltage indicator		LED, green
Switching state indicator		LED, yellow
<b>Compliance with standards and directives</b>		
Standard conformity		
Standards		EN 60947-5-2:2007 EN 60947-5-2/A1:2012 IEC 60947-5-2:2007 IEC 60947-5-2 AMD 1:2012
<b>Approvals and certificates</b>		
UL approval		cULus Listed, General Purpose
CSA approval		cCSAus Listed, General Purpose
CCC approval		CCC approval / marking not required for products rated $\leq 36$ V
<b>Ambient conditions</b>		
Ambient temperature		-25 ... 70 °C (-13 ... 158 °F)
Storage temperature		-40 ... 85 °C (-40 ... 185 °F)
<b>Mechanical specifications</b>		
Connection type		Connector plug M12 x 1, 4-pin
Housing material		PBT
Sensing face		PBT
Degree of protection		IP67
Tightening torque, fastening screws		M5 x 25 : 2.7 Nm

## Connection



## Connection Assignment





## Connection Assignment

Wire colors in accordance with EN 60947-5-2

1	BN	(brown)
2	WH	(white)
3	BU	(blue)
4	BK	(black)

## Accessories

	<b>V1-W-2M-PUR</b>	Female cordset single-ended M12 angled A-coded, 4-pin, PUR cable grey
	<b>V1-G-2M-PUR</b>	Female cordset single-ended M12 straight A-coded, 4-pin, PUR cable grey

Release date: 2022-06-21 Date of issue: 2022-06-21 Filename: 052985\_eng.pdf

Refer to "General Notes Relating to Pepperl+Fuchs Product Information".